

onetouch PB60


Portable Power Bank User Guide

CJB1890ALAAA

Catalog

Overview	3
Specifications	4
Quick Start	5
Care and Maintenance	8
Declaration of Conformity	8
Guarantee	10

Overview



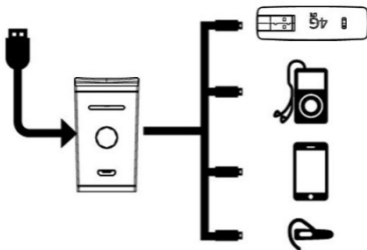
- | | |
|----------------------------------|---------------------------|
| A. USB Micro-B
Receptacle: | charge-in port |
| B. Button: | Power on/off |
| C. LED: | power status
indicator |
| D. USB Standard-A
Receptacle: | charge-out port |

Specifications

Dimension	89x49x 27.7mm
Weight	About132g
Capacity	5200mAh
Input voltage	5V
Input current	1000mA
Input port	Micro USB
Charge time	About 7hours
Output voltage	5V
Output current	1000mA
Output port	A type USB
Discharge Temperature	-10°C ~55°C
Charge Temperature	0°C ~45°C
Storage Temperature	-15°C ~55°C

Quick Start

Application :



Power Status Checking

Before use the power bank, one has to understand the level of power stored in its battery. Simply press the button 1.5s open the power bank to see how the LED light indicates. Refer to the table below, you will know the status.

Charging status

Capacity	LED1	LED2	LED3	LED4
0-25%	Flash	--	--	--
25%-50%	Light	Flash	--	--
50%-75%	Light	Light	Flash	--
75%-100%	Light	Light	Light	Flash

Discharging status

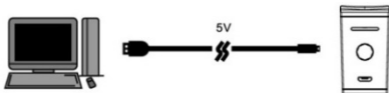
Capacity	LED1	LED2	LED3	LED4
0-25%	Light	--	--	--
25%-50%	Light	Light	--	--
50%-75%	Light	Light	Light	--
75%-100%	Light	Light	Light	Light

Power on/off: press button 1.5s

Charge the Power Bank

- 1, Power on first (press button 1.5s)。
- 2, insert the USB Micro-B plug from the power source into the charge-in port

Prior to using the power bank for the first time, you are recommended to fully charge the battery.



When the Power Bank is fully charged, Please disconnect the Micro USB cable with the Power Bank.

Charge mobile devices

- 1, Power on first (press button 1.5s)
- 2, To charge a mobile device simply uses a USB charging cable to connect the Power Bank with the mobile device.



After the mobile device is fully charged please disconnect the Power Bank with the mobile device.

Suggestion charger standard: output current over 1A

It will save your time to full charge power bank.

Care and Maintenance

- ✧ Keep the product in dry condition. Rain, vapor and various liquids might corrode the circuit.
- ✧ Don't use or store the product in any dusty or dirty spaces to avoid damage to the components.
- ✧ Don't store or use the product in beyond the temperature range of “-15°C ~55°C”
- ✧ Don't put the product into fire.
- ✧ Don't attempt to open or dismantle the product, don't drop, or impact it.
- ✧ If the product has not been use for long time, please fully charge it before resuming using it.

Declaration of Conformity

Hereby, TCT Mobile Limited declares that this product is in conformity with the following essential requirements.

WEEE Approval

This device **onetouch** PB60 is in compliance with the essential requirements and other relevant provisions of the Waste Electrical and Electronic Equipment Directive 2002/96/EC (WEEE Directive).

RoHs Approval

This device **onetouch** PB60 is in compliance with the restriction of the use of certain hazardous substances in electrical and electronic equipment Directive 2002/95/EC (RoHs Directive).

EC DECLARATION OF CONFORMITY

Manufacturer / Importer certifies that the following designated product

Product Name: Power Bank

Item No.: onetouch PB60

Is in fully conformity with the harmonized standard(s)

EN 55022:2010

EN 61000-3-2:2006+A1:2009+A2:2009

EN 61000-3-3:2008

EN 55024:2010

Under the Council Directive

2004/108/EC on Electromagnetic Compatibility

The designated product was subject to sample testing for which

Most issued test report number:

MTE/CLY/T13020189

The declaration is the sole responsibility of the manufacturer / importer

TCT Mobile Limited

5F, E building, No. 232, Liang Jing Road Zhang Jiang

High-Tech Park, Pudong Area Shanghai, P.R. China. 201203

Federal Communications Commission (FCC) Statement

onetouch PB60 complies with Part 15 of the FCC Rules. Operation is subject to the following two conditions: (1) this device may not cause harmful interference, and (2) this device must accept any interference received, including interference that may cause undesired operation.

onetouch PB60 battery cell is UL1642 / IEC62133 certified.

Guarantee

Your accessory is guaranteed against all manufacturing defects for six (6) months from the date of purchase indicated in your invoice. Nevertheless, while the legal warranty period in force in your country exceeded six (6) months, the local legal warranty alone shall be applicable.